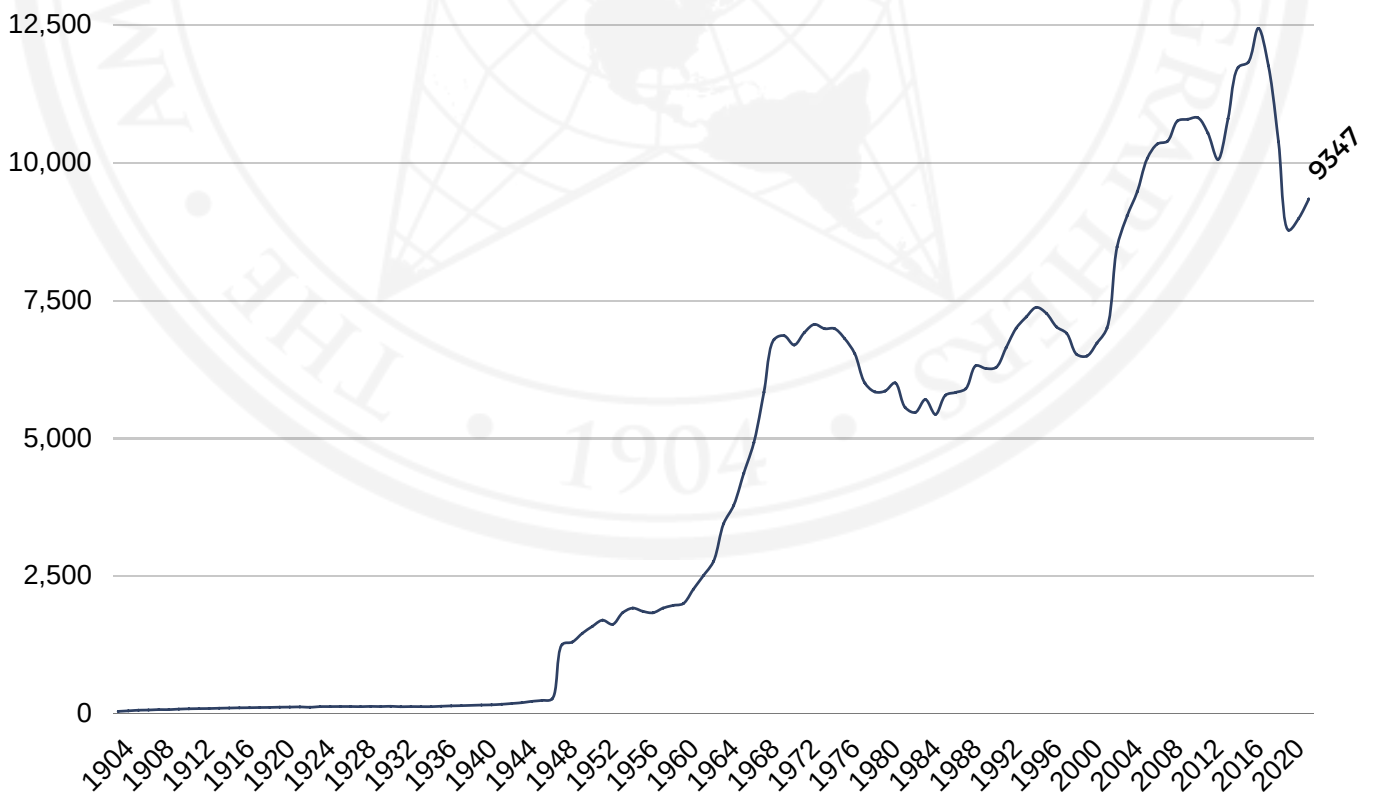


# 2022 AAG Membership

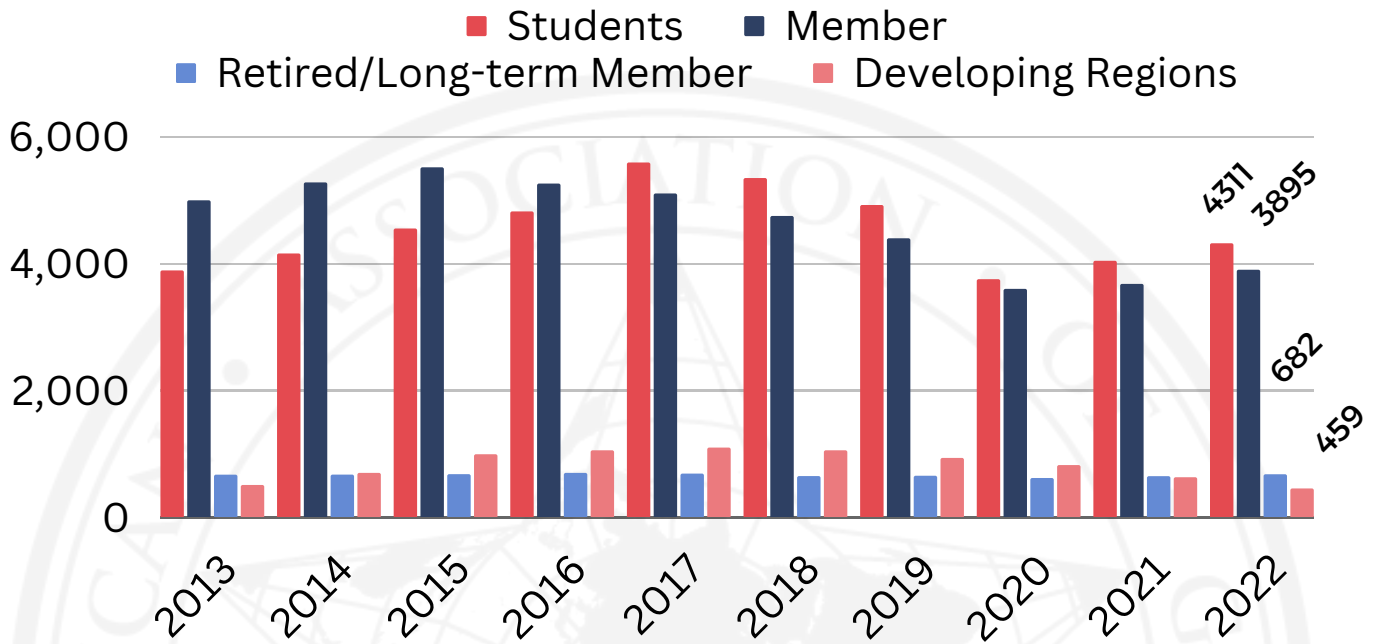
For more than 100 years since its founding in 1904, the AAG has contributed to the advancement of geography. As an international organization, the AAG promotes discussion among its members and with scholars in related fields. The following report includes the most recent data on the AAG membership based on the information members provide at the time they join the AAG or renew their membership.

Data for AAG members is collected annually on December 31 of that year. As of December 31, 2022, the AAG had 9347 members. The COVID-19 pandemic throughout 2020 undoubtedly affected AAG membership, bringing it to levels similar to 15 years ago. However, between 2021 and 2022, there was a 3.9% increase in membership growth. Membership can be broken down into broad categories of students (which include graduate, undergraduate, and those members with postdocs), retired or long-term members (those who hold a lifetime membership or have been a member for more than 50 years), members from the AAG's Developing Regions program, and Members (an income-based member who do not fall into any of the previously mentioned categories). Data on membership is integral to AAG's commitment to providing world class membership services.

## Historic Membership, 1904-2022

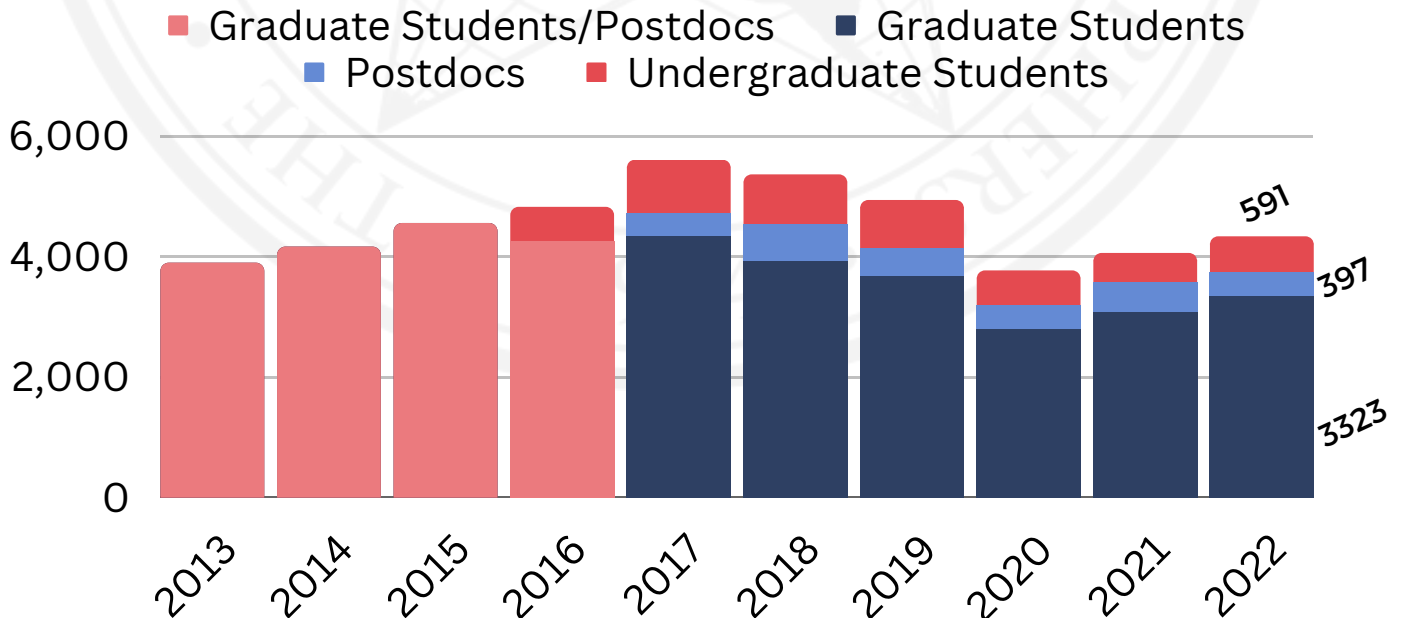


## Membership by Cohorts, 2013 - 2022



## Student Membership Totals and Category Distribution 2013 - 2022

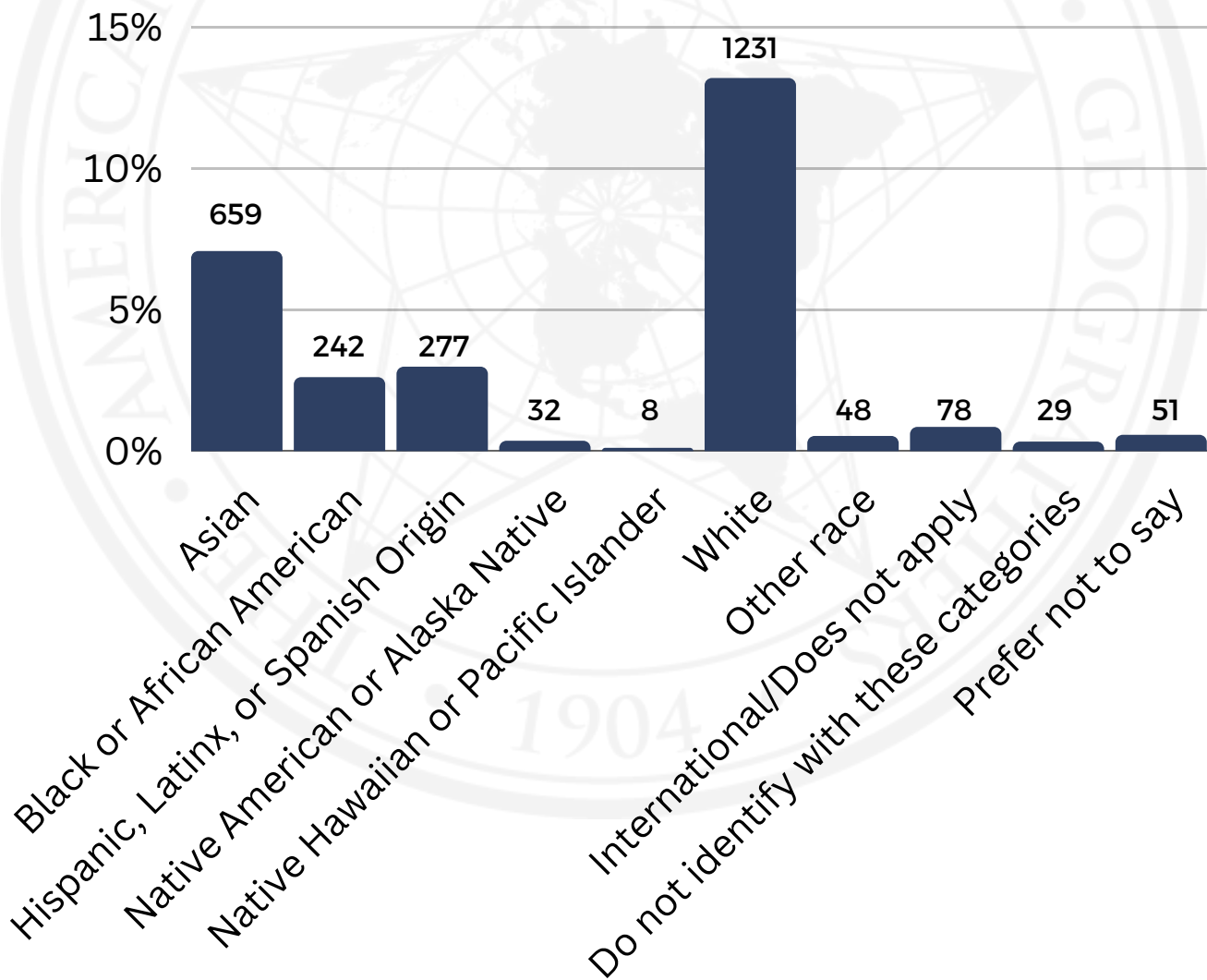
The distinction between Graduate Students and Postdocs was not made until 2016. Undergraduates were added as their own category in 2017.



# Race and Ethnicity

AAG's new join/renew process includes a voluntary question on race/ethnicity. To date, 28.4% of AAG members have answered this question in AAG's new database. 71.60% of AAG members have not answered this question. The largest group of members based on reported race/ethnicity is no response (6692), followed by white, and then by Asian. (Those who did not respond to the question are not included in the visualization below.)

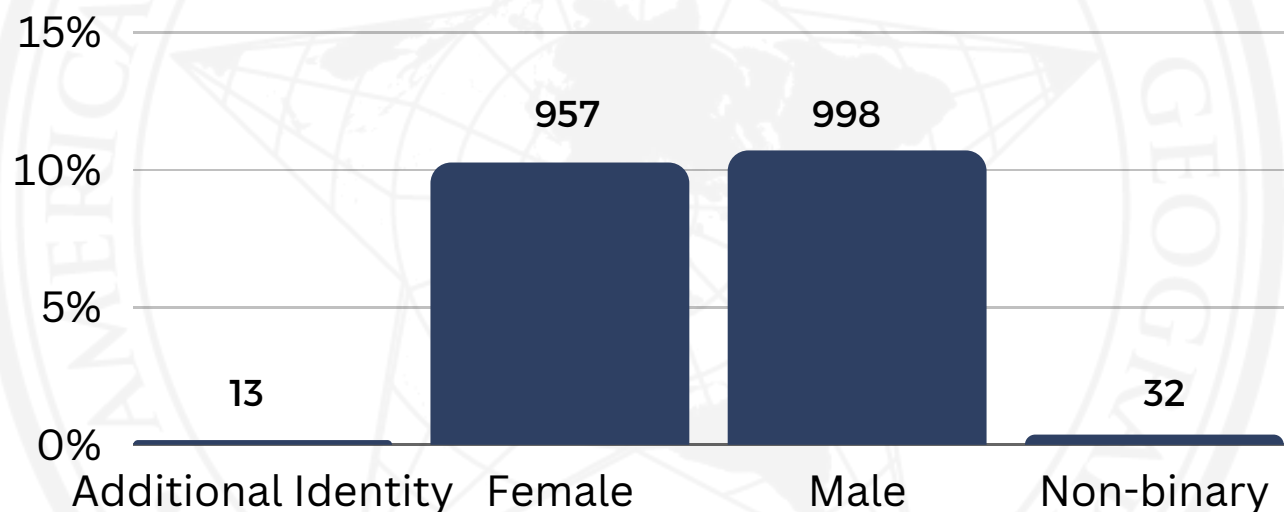
**Race/Ethnicity Reported by Members  
(6692 members did not answer this question)**



# Gender Identity

AAG's new join/renew process includes a voluntary, open-ended question on gender identity. To date, 21.4% of AAG members have answered this question in AAG's new database (73.84% of AAG members did not disclose their gender identity). The chart below includes all of the open-ended responses reclassified into four categories. (Those who did not respond to the question are not included in the visualization below.)

**Members by Self-Identified and Reported Gender Identity**  
(7322 members did not disclose their gender identity)



To compile this graph the following adjustments were made:

**Additional Identity** is comprised of responses reading “Agender; ALIEN; gender-expansive; Genderfluid; heehee; Male/Nonconforming; she/they; Trans Femme; trans man; transgender.”

**Female** is comprised of “Cis Female; Cis feminine; CIS Woman; Ella; EMale; F; Fem; Femae; Femaie; Femail; Femal; Female; Female(she/her); Female(she/her/hers); Femenin; femini; feminine; feminino; She/Her/Hers; Wo,am; WOMAN; woman (she/her); Woman (she/her/hers); woman she/her; and Women.”

**Male** is comprised of “Cis Male; cisgender man; He/Him/His; M; Ma; mail; Maile; Male; man; Masculine; Masculino; Men; Unequivocally Male; and 男.”

**Non-binary** is comprised of “Gender nonconforming; Genderqueer; Non-binary; Non-binary(they, them); non-conforming; and Queer.”

# International Members

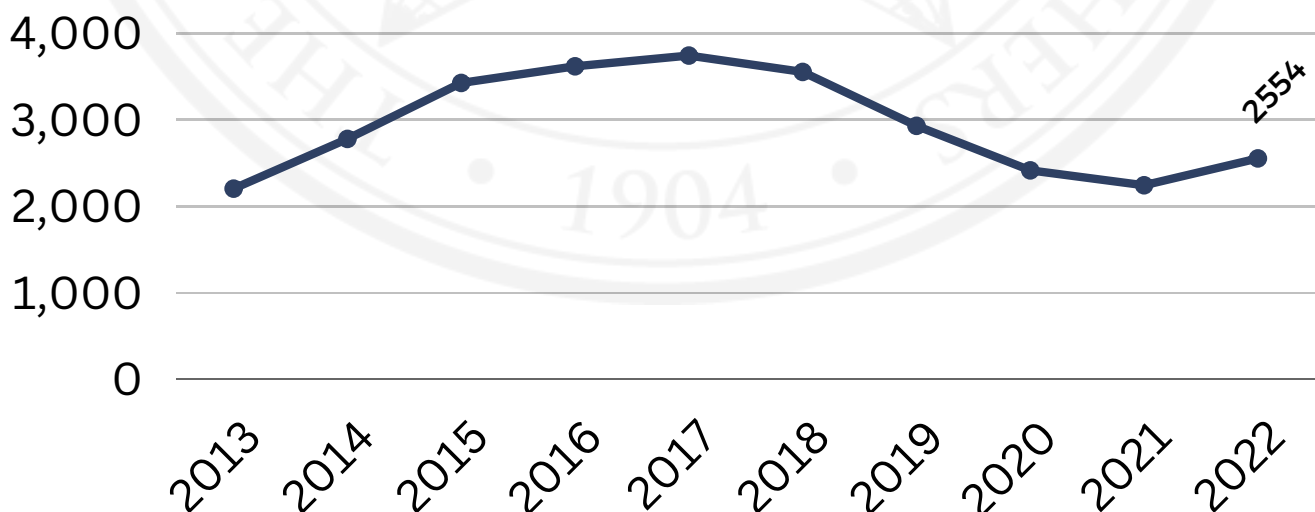
The AAG is an international organization, which is reflected in the fact that over 25% of the AAG membership reports living overseas. While the absolute number of international members has increased over time, the percentage of AAG members who are international has stayed relatively similar.

AAG members can be found across the globe, though the highest numbers of members are found in the United States, Canada, the United Kingdom, and South Africa. Europe is the region with the highest concentration of international AAG members.

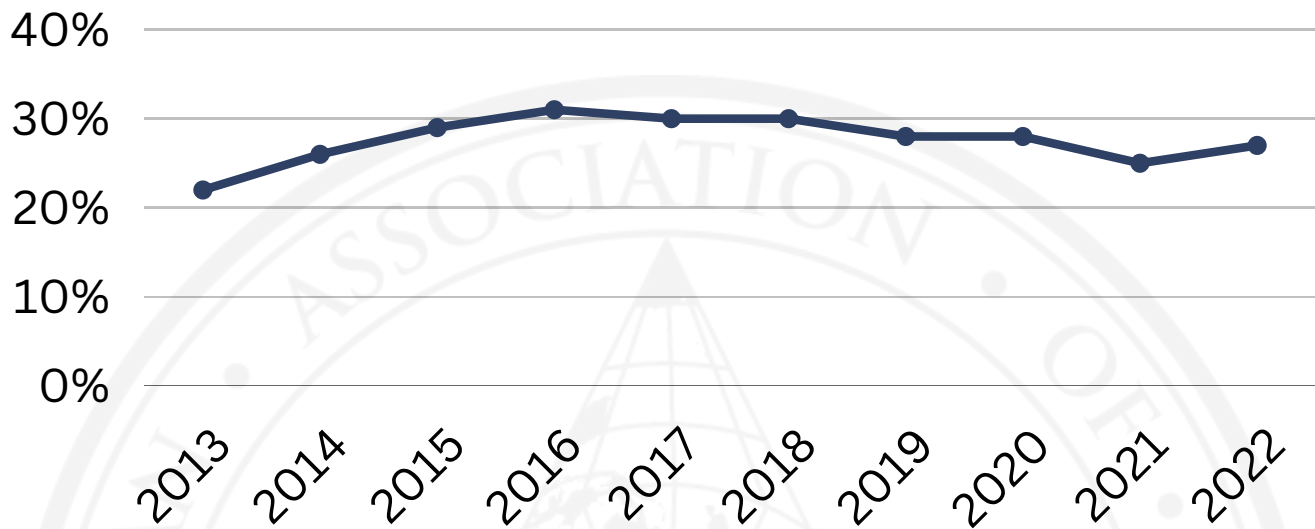
## Members by US or International Based Location

USA or International	Number of Members	Percent of Membership
United States	6295	67.5%
International	2554	27.4%
No Response	474	5.1%

## International Membership Numbers over Time



## Percentage of Memberships that are International Members



## Graduate and Undergraduate Student Members by US or International Based Location

USA or International Students	Number of Members	Percent of Membership
Total US Students	2958	31.7%
Total International Students	948	10.2%
No Response	34	0.4%

The following page lists the number of AAG members by country of reported mailing address.

Country	Number of Members	Country	Number of Members	Country	Number of Members
Albania	2	Hungary	8	Peru	6
Argentina	2	Iceland	2	Philippines	8
Australia	76	India	91	Poland	22
Austria	21	Indonesia	9	Portugal	14
Azerbaijan	1	Iran	1	Puerto Rico	4
Bangladesh	8	Iraq	1	Qatar	1
Barbados	1	Ireland	20	Romania	1
Belgium	19	Israel	11	Russia	15
Bolivia	2	Italy	46	Saudi Arabia	2
Botswana	5	Jamaica	9	Scotland	2
Brazil	37	Japan	40	Senegal	1
Brunei	1	Kenya	9	Serbia	2
Cameroon	1	Korea South	65	Singapore	32
Canada	644	Kuwait	1	Slovenia	3
Chile	13	Latvia	1	South Africa	144
China	104	Lebanon	1	Spain	24
Colombia	17	Libya	1	Sri Lanka	1
Costa Rica	6	Luxembourg	7	Sudan	1
Croatia	3	Malaysia	1	Sweden	38
Czech Republic	6	Malta	1	Switzerland	35
Denmark	7	Mauritius	1	Taiwan	34
Dominican Republic	1	Mexico	29	Thailand	1
Ecuador	3	Morocco	1	Trinidad And Tobago	4
Egypt	2	Namibia	2	Tunisia	2
Estonia	4	Nepal	6	Turkey	17
Ethiopia	6	Netherlands	40	Uganda	2
Finland	23	New Zealand	12	Ukraine	1
France	56	Nigeria	25	United Arab Emirates	5
Georgia	1	Norway	21	United Kingdom	385
Germany	89	Oman	10	United States	6295
Ghana	24	Pakistan	5	Uruguay	2
Greece	8	Panama	1	Uzbekistan	1
Guam	1			Vietnam	2
Guatemala	1			Zimbabwe	1
Hong Kong	68				

# AAG Specialty Groups

The AAG allows for members to select up to 3 Specialty Groups or Affinity Groups to become a participant in when they join or renew their membership. Specialty Groups are interest-based groups, focused on particular areas of study within the broader field. Affinity Groups help connect members with similar backgrounds and experiences.

The following tables include the number of members in each of the specialty and affinity groups. The Specialty Groups have been further subdivided into Methods, Regional, and Systematic Groups. Methods groups focus on methodologies in geography. Regional groups specialize in particular regions of the world. Systematic groups are those that concentrate on one facet of geography. Because members can join multiple groups or choose not to join any groups, the total membership of all the groups is different from the total number of AAG members. The groups with the highest membership include Urban Geography, Graduate Students, Geographic Information Science & Systems, and Cultural and Political Ecology.

Methods	2022
Applied Geography	388
Cartography	378
Community Geographies Collaborative	106
Critical Geographies of Education	117
Feminist Geographies (formerly Geographic Perspectives on Women)	736
Geographic Information Science & Systems (formerly Geographic Information Systems)	1104
Geography Education	306
History of Geography	113
Qualitative Research	395
Remote Sensing	565
Socialist Geography	690
Spatial Analysis and Modeling	857



<b>Affinity Groups</b>	<b>2022</b>	<b>Regional Groups</b>	<b>2022</b>
Caregiving	47	Africa	312
Community College	119	Asian Geography	285
Graduate Students	1430	Canadian Studies	65
Mental Health in the Academy	137	Caribbean	124
Public/Private Sector	171	China	201
Senior Geographer Organization (formerly Retired Geographers)	58	European	82
Stand Alone Geographers	208	Eurasian (Russian, Central Eurasian, and East European)	95
Undergraduate Students	244	Latin American	331
		Middle East	115
		Study of the American South	115

<b>Systematic Groups</b>	<b>2022</b>	<b>Systematic Groups</b>	<b>2022</b>
Animal Geographies	182	Digital Geographies	331
Bible	35	Disability	111
Biogeography	218	Economic Geography	557
Black Geographies	454	Energy and Environment	470
Business Geography	103	Environmental Perception and Behavioral Geography	287
Climate	564	Ethics, Justice, and Human Rights	271
Coastal and Marine	211	Ethnic Geography	142
Cryosphere	80	Film-making and Screening	80
Cultural and Political Ecology (formerly Cultural Ecology)	919	Geography of Food and Agriculture (Agriculture)	520
Cultural Geography	644	Geography of Wine, Beer, and Spirits	141
Cyberinfrastructure	126	Geomorphology	208
Development Geographies (formerly Developing Areas)	454	Hazards, Risks, and Disasters	537

<b>Systematic Groups</b>	<b>2022</b>	<b>Systematic Groups</b>	<b>2022</b>
Health & Medical Geography (formerly Medical Geography)	481	Political Geography	676
Historical Geography	271	Population	236
Human Dimensions of Global Change	442	Protected Areas	144
Indigenous Peoples	423	Queer and Trans Geographies (formerly Sexuality and Space)	210
Landscape Geography	285	Recreation, Tourism, and Sport	185
LatinX	205	Regional Development and Planning	372
Legal Geography	172	Religions and Belief Systems (formerly Geography of Regions and Belief Systems)	84
Media & Communications	112	Rural Development	298
Military Geography	82	Transportation Geography	360
Mountain Geography	150	Urban Geography	1362
Paleoenvironmental Change	114	Water Resources	508
Polar Geography	102		